















1. What is your present membership level?

		Response Percent	Response Count
Full-time student		19.4%	264
Under \$25K		16.7%	227
\$25–50K		17.7%	241
\$50–75K		19.4%	264
\$75K and above		17.6%	240
Donor Circle (Sustaining, Sponsoring, Patron)		0.8%	11
Retired		7.2%	98
Life		1.2%	17
answered question			1,362
skipped question			14





2. How long have you been a CAA member?

		Response Percent	Response Count
Less than one year		16.8%	231
Between 1 and 3 years		14.3%	196
Between 3 and 10 years		26.9%	369
More than 10 years		42.0%	576
answered question			1,372
skipped question			4



3. Is your permanent residence in the United States?

		Response Percent	Response Count
Yes		87.7%	1,200
No		12.3%	169
answered question			1,369
skipped question			7




4. At what stage are you in your career?

		Response Percent	Response Count
Early		37.5%	513
Middle		31.9%	437
Advanced		23.9%	327
Retired		6.7%	91
answered question			1,368
skipped question			8




5. Are you presently teaching at a college, university, or school?

		Response Percent	Response Count
Yes		62.7%	854
No		37.3%	509
answered question			1,363
skipped question			13








6. Are you teaching full time or part time?

		Response Percent	Response Count
Full time		42.9%	566
Part time		23.5%	310
N/A		33.6%	444
answered question			1,320
skipped question			56



7. Are you tenured?

		Response Percent	Response Count
Yes		26.7%	358
No		44.4%	596
N/A		29.0%	389
answered question			1,343
skipped question			33

8. Do you consider yourself primarily a(n):

		Response Percent	Response Count
Artist/faculty		19.3%	237
Art historian/faculty		44.6%	548
Art museum professional		7.9%	97
Independent artist		8.2%	101
Independent scholar		5.5%	67
Designer		0.8%	10
Other (please specify)		13.7%	168
answered question			1,228
skipped question			148




9. In your student or professional life, do you recommend CAA membership to colleagues and/or students?

		Response Percent	Response Count
Yes		82.2%	1,000
No		17.8%	217
answered question			1,217
skipped question			159



10. Among the following, what are the 5 most critical issues in your field? Please number in order of importance from 1 to 5, beginning with 1 as most important.

	1	2	3	4	5	Rating Average	Rating Count
Access to information on professional opportunities and grants	30.0% (237)	27.8% (219)	15.8% (125)	12.8% (101)	13.6% (107)	2.52	789
Artists' resale rights	10.2% (15)	10.2% (15)	17.7% (26)	21.8% (32)	40.1% (59)	3.71	147
Availability of full-time positions with benefits	55.1% (430)	19.9% (155)	9.6% (75)	5.4% (42)	10.0% (78)	1.95	780
Careers outside of academic positions	12.5% (69)	26.9% (149)	27.3% (151)	18.6% (103)	14.8% (82)	2.96	554
Copyright and fair use	10.3% (40)	21.4% (83)	25.3% (98)	24.0% (93)	19.1% (74)	3.20	388
Cost of image licenses	9.2% (31)	20.1% (68)	25.4% (86)	24.9% (84)	20.4% (69)	3.27	338
Cross-disciplinary issues	15.0% (63)	13.5% (57)	24.0% (101)	24.7% (104)	22.8% (96)	3.27	421
Curriculum development	10.5% (37)	19.8% (70)	23.2% (82)	28.2% (100)	18.4% (65)	3.24	354
First Amendment issues	19.2% (25)	13.8% (18)	20.8% (27)	23.1% (30)	23.1% (30)	3.17	130
Networking	12.5% (63)	17.5% (88)	24.7% (124)	23.9% (120)	21.5% (108)	3.24	503
Pedagogy	15.5% (51)	21.2% (70)	21.5% (71)	19.7% (65)	22.1% (73)	3.12	330
Professional development (workshops, seminars, etc.)	11.6% (63)	16.4% (89)	19.9% (108)	27.1% (147)	24.9% (135)	3.37	542
Workforce issues	12.0% (49)	18.9% (77)	24.1% (98)	18.9% (77)	26.0% (106)	3.28	407
answered question							1,220
skipped question							156




11. If CAA were to develop a private, social networking community site for members who could share information and/or images about their research or work in the visual arts, would you participate?

		Response Percent	Response Count
Yes		42.9%	525
No		13.4%	164
Unsure		43.8%	536
answered question			1,225
skipped question			151




12. Have you listened to CAA's free online professional-development podcasts?

		Response Percent	Response Count
Yes		6.5%	78
No		93.5%	1,126
answered question			1,204
skipped question			172




13. Did you find them helpful?

		Response Percent	Response Count
Yes		5.5%	64
No		2.9%	34
N/A		91.6%	1,071
answered question			1,169
skipped question			207

14. Would you like more podcasts?

		Response Percent	Response Count
Yes		18.2%	214
No		8.0%	94
N/A		73.8%	868
answered question			1,176
skipped question			200





15. In general, do you feel informed about CAA's programs and activities?

		Response Percent	Response Count
Yes		72.1%	864
No		18.9%	227
N/A		9.0%	108
answered question			1,199
skipped question			177

16. Please number your preferences from 1 to 5 (1 being most preferred) for each of the following CAA communication tools:

	1	2	3	4	5	Rating Average	Rating Count
CAA News	36.4% (433)	32.5% (387)	23.1% (275)	5.8% (69)	2.2% (26)	2.05	1,190
Email	40.9% (487)	37.1% (442)	18.1% (215)	2.8% (33)	1.2% (14)	1.86	1,191
CAA website	19.5% (232)	24.3% (289)	49.0% (584)	5.9% (70)	1.3% (16)	2.45	1,191
CAA Twitter	1.2% (14)	1.7% (20)	3.5% (42)	40.3% (480)	53.3% (635)	4.43	1,191
CAA Facebook	2.1% (25)	4.5% (53)	6.3% (75)	45.3% (539)	41.9% (499)	4.20	1,191
answered question							1,191
skipped question							185

17. If you currently choose to receive CAA's Art Journal and/or The Art Bulletin, would you prefer an online-only option at a reduced cost for these publications, if available?

		Response Percent	Response Count
Yes		39.7%	477
No		19.5%	234
Both print and online option (if available)		35.4%	426
Do not receive either publication		5.4%	65
answered question			1,202
skipped question			174

















18. If you could make one change at CAA that you believe would help your growth and development as a student or professional, what would it be?

	Response Count
	710
answered question	710
skipped question	666



19. Would you be interested in receiving in print and/or online short, practical publications on subjects such as those indicated below?

	Yes	No	Rating Count
Accessing visual arts databases	83.1% (926)	16.9% (188)	1,114
Career financial planning	57.9% (617)	42.1% (448)	1,065
How to secure project funding	83.6% (926)	16.4% (182)	1,108
How to teach a survey course in art history or studio art	64.7% (688)	35.3% (376)	1,064
Image rights and permissions	84.1% (926)	15.9% (175)	1,101
Interviewing	56.1% (584)	43.9% (457)	1,041
Online portfolio development	43.0% (445)	57.0% (591)	1,036
Recommendations for safety in the studio	28.4% (284)	71.6% (716)	1,000
	Other (please specify)		120
	answered question	1,156	
	skipped question	220	

**20. Are you interested in serving on any of the following CAA committees, juries, or Boards?
Please check all that apply.**

		Response Percent	Response Count
Committee on Diversity Practices		15.1%	101
Committee on Intellectual Property		10.7%	72
Committee on Women in the Arts		29.6%	198
Education Committee		24.5%	164
International Committee		28.1%	188
Museum Committee		17.9%	120
Professional Practices Committee		17.0%	114
Services to Artists Committee		14.6%	98
Student and Emerging Professionals Committee		27.6%	185
Publications Committee		19.6%	131
The Art Bulletin Editorial Board		26.0%	174
Art Journal Editorial Board		23.1%	155
caa.reviews Editorial Board		23.3%	156
Publication Grant Juries		18.8%	126
Awards for Distinction Juries		15.8%	106
Fellowship Juries		23.1%	155
answered question			670
skipped question			706

21. Optional: If you complete all questions and wish to share your name and email address, you may be selected to receive a complimentary, one-year membership in CAA.

		Response Percent	Response Count
Name		99.9%	680
Email		99.9%	680
answered question			681
skipped question			695